

Template periodic disclosure for the financial products referred to in Article 8, paragraphs 1, 2 and 2a, of Regulation (EU) 2019/2088 and Article 6, first paragraph, of Regulation (EU) 2020/852

Product name: Payden Sterling Reserve Fund
Legal entity identifier: 54930003BDGLYTNFEH14

Environmental and/or social characteristics

Did this financial product have a sustainable investment objective?

<input checked="" type="radio"/> <input type="radio"/> Yes	<input checked="" type="radio"/> <input type="radio"/> <input checked="" type="checkbox"/> No
<input type="checkbox"/> It made sustainable investments with an environmental objective: ___% <ul style="list-style-type: none"> <input type="checkbox"/> in economic activities that qualify as environmentally sustainable under the EU Taxonomy <input type="checkbox"/> in economic activities that do not qualify as environmentally sustainable under the EU Taxonomy <input type="checkbox"/> It made sustainable investments with a social objective: ___%	<input type="checkbox"/> It promoted Environmental/Social (E/S) characteristics and while it did not have as its objective a sustainable investment, it had a proportion of ___% of sustainable investments <ul style="list-style-type: none"> <input type="checkbox"/> with an environmental objective in economic activities that qualify as environmentally sustainable under the EU Taxonomy <input type="checkbox"/> with an environmental objective in economic activities that do not qualify as environmentally sustainable under the EU Taxonomy <input type="checkbox"/> with a social objective <input checked="" type="checkbox"/> It promoted E/S characteristics, but did not make any sustainable investments

To what extent were the environmental and/or social characteristics promoted by this financial product met?

The Fund promoted during the period (i) the goal of climate change mitigation through the application of carbon metrics, (ii) restrictions on activities that could be deemed harmful to society or the environment through the application of the Payden ESG Investment Exclusion Policy, and (iii) Good Governance through the application of the Payden ESG Good Governance Policy.

The investment manager (“Payden”) used the below sustainability indicators to measure the attainment by the Fund of the environmental and/or social characteristics promoted by the Fund. The measurement of the attainment of binding criteria demonstrates the extent to which the Fund met the targets described below:



Sustainable investment means an investment in an economic activity that contributes to an environmental or social objective, provided that the investment does not significantly harm any environmental or social objective and that the investee companies follow good governance practices.

The **EU Taxonomy** is a classification system laid down in Regulation (EU) 2020/852, establishing a list of **environmentally sustainable economic activities**. That Regulation does not lay down a list of socially sustainable economic activities. Sustainable investments with an environmental objective might be aligned with the Taxonomy or not.

Sustainability indicators measure how the environmental or social characteristics promoted by the financial product are attained.

Climate Change Mitigation Criteria

The Fund maintained a greenhouse gas intensity of investee companies that was less than the Corporate GHG intensity of the ESG Universe.

The Fund maintained a greenhouse gas intensity of investee countries that is no greater than the Sovereign GHG intensity of the ESG Universe.

US Commercial Mortgage Backed (CMBS) and Residential Mortgage Backed (RMBS) were considered to promote Climate Change Mitigation if they have a below-average "Climate Score."

Exclusion Criteria

The Fund did not invest in issuers:

(a) which derived >5% of reported or estimated revenue from arctic oil and/or gas production.

(b) which derived >5% of reported or estimated revenue from unconventional oil and gas production; examples include oil shale, shale gas, shale oil, coal seam gas, and coal bed methane.

(c) which derived >5% of reported or estimated revenue from oil sands extraction for a set of companies that own oil sands reserves and disclose evidence of deriving revenue from oil sands extraction.

(d) for Developed Markets, issuers that generate >10% of reported or estimated revenue from thermal coal-based power generation.

(e) for Emerging Markets, issuers that generated >25% of reported or estimated revenue from thermal coal-based power generation.

(f) that generated >1% of reported or estimated revenue from the mining of thermal coal and its sale to external parties.

(g) that manufactured nuclear warheads and/or whole nuclear missiles.

(h) that had ties to cluster munitions, landmines, biological/chemical weapons, depleted uranium weapons, blinding laser weapons, incendiary weapons, and/or non- detectable fragments.

(i) that have derived revenue from activities related to for profit prisons and the provision of integral services to these types of facilities.

(j) which generated more than 5% of revenue from the manufacture and retail of civilian firearms and ammunition.

(k) involved in the production of tobacco products, including nicotine-containing products, traditional and alternative tobacco smoking products.

(l) where the recent-year percent of revenue was >5% derived from tobacco-related business activities.

(m) that generate >5% of revenue (or, where not disclosed, maximum estimated revenue) from cannabis and related activities.

(n) that are the subject of multiple European External Action Service (EEAS) or United Nations Security Council (UNSC) trade sanctions.

Good Governance Criteria

Corporate issuers disclosed information in relation to their governance practices to permit Payden's assessment of data-driven standards.

Corporate issuers had either sufficient independent directors or did not have a combined role of Chairman and CEO.

No corporate issuers were identified by a third party data provider under the Payden ESG Data Policy ("Third Party Data Provider") as misaligned with specified international frameworks, such as but not limited to UN Global Compact (UNGC), the Organisation for Economic Co-operation and Development (OECD) Guidelines for Multinational Enterprises, the UN General Principles of Business and Human Rights (UNGP), and the International Labour Organization (ILO) Conventions.

No corporate securities were subject to accounting investigations at time of purchase. Orderly divestments were conducted as applicable where accounting investigations arose during the hold period.

● **How did the sustainability indicators perform?**

The Fund's sustainability indicators applied as at 31 December 2025 were:

Climate Change Mitigation	Description	Metric	Performance for the Period
Corporate Investments	The fund sought to maintain a greenhouse gas intensity of investee companies that is less than the Corporate GHG intensity of the ESG Universe.	Portfolio is less than ESG Universe: Corporate GHG Intensity	15% Less
Sovereign Investments	The Fund sought to maintain a greenhouse gas intensity of investee countries that is no greater than the Sovereign GHG intensity of the ESG Universe.	Portfolio is no greater than the ESG Universe: Sovereign GHG Intensity	69% Less
Securitized Investments	US Commercial Mortgage Backed (CMBS) and Residential Mortgage Backed (RMBS) were considered to promote Climate Change Mitigation if they have a below average "Climate Score."	% CMBS and RMBS with a below average Climate Risk Score	0%

Theme	Exclusion Description	Metric	Performance for the Period
Environmental Screens			
Oil & Gas	▪ Issuers that derive >5% of reported or estimated revenue from arctic oil and/or gas production.	# Active Breaches	No Active Breaches
	▪ Issuers that derive >5% of reported or estimated revenue from unconventional oil and gas production; examples include oil shale, shale gas, shale oil, coal seam gas, and coal bed methane.	# Active Breaches	No Active Breaches
	▪ Issuers that derive >5% of reported or estimated revenue from oil sands extraction for a set of companies that own oil sands reserves and disclose evidence of deriving revenue from oil sands extraction.	# Active Breaches	No Active Breaches
Thermal Coal	▪ Issuers that generate >1% of reported or estimated revenue from the mining of thermal coal.	# Active Breaches	No Active Breaches
	▪ For Developed Markets, issuers that generate >10% of reported or estimated revenue from thermal coal-based power generation.	# Active Breaches	No Active Breaches

	▪ For Emerging Markets, issuers that generate >25% of reported or estimated revenue from thermal coal-based power generation.	# Active Breaches	No Active Breaches
Social Screens			
Controversial Weapons	▪ Issuers that manufacture nuclear warheads and/or whole nuclear missiles.	# Active Breaches	No Active Breaches
	▪ Issuers that have ties to cluster munitions, landmines, biological/chemical weapons, depleted uranium weapons, blinding laser weapons, incendiary weapons, and/or non- detectable fragments.	# Active Breaches	No Active Breaches
For Profit Prisons	▪ Issuers that have derived revenue from activities related to for profit prisons and the provider of integral services to these types of facilities.	# Active Breaches	No Active Breaches
Civilian Firearms	▪ Companies which generate more than 5% of revenue from the manufacture and retail of civilian firearms and ammunition.	# Active Breaches	No Active Breaches
Tobacco & Cannabis	▪ Companies that manufacture tobacco products, such as cigars, blunts, cigarettes, e-cigarettes, inhalers, beedis, kreteks, smokeless tobacco, snuff, snus, dissolvable and chewing tobacco, and companies that grow or process raw tobacco leaves.	# Active Breaches	No Active Breaches
	▪ Companies where the recent-year percent of revenue is >5% derived from tobacco-related business activities.	# Active Breaches	No Active Breaches
EU/UN Sanctions	▪ Issuers that are the subject of multiple European External Action Service (EEAS) or United Nations Security Council (UNSC) trade sanctions.	# Active Breaches	No Active Breaches

Good Governance	Exclusion Description	Metric	Performance for the Period
Governance Disclosure	Companies should disclose information in relation to their governance practices to permit Payden's assessment of data driven standards. Therefore, companies must have data coverage to pass the quantitative good governance assessment. Data coverage for companies is determined by Third Party Data Providers and updates are published from time to time.	# Active Breaches	No Active Breaches
Governance Structure	Companies must not have a combined Chairman/CEO if there is the absence of a proportionate number of independent directors. Conversely, a board structure with a combined Chairman/CEO passes the assessment if there is a proportionate number of independent directors.	# Active Breaches	No Active Breaches
Governance Practices	Companies must not have been identified by a Third Party Data Provider as misaligned with specified international frameworks, such as but not limited to UN Global Compact (UNGC), the Organisation for Economic Co-operation and Development (OECD) Guidelines for Multinational Enterprises, the UN General Principles of Business and Human Rights (UNGP), and the International Labour Organization (ILO) Conventions. Issuers with controversies due to situations such as regulatory action or violations of commonly accepted international norms, are judged to have operations or products that may have a negative ESG impact.	# Active Breaches	No Active Breaches
Governance Transparency	Companies must not have been subject to an accounting investigation. This includes companies that have been subject to a fine, a conviction or have a settlement related to their accounting practices.	# Active Breaches	No Active Breaches

The source of the data for the above-named indicators were MSCI and Baml Ice.

No derivative instruments were used to meet the environmental characteristics promoted by the Fund.

● **...and compared to previous periods?**

As of 31 December 2024, the Fund's sustainability indicators were:

Climate Change Mitigation	Description	Metric	Previous Period	Current Period
Corporate Investments	The fund sought to maintain a greenhouse gas intensity of investee companies that is less than the Corporate GHG intensity of the ESG Universe.	Portfolio is less than ESG Universe: Corporate GHG Intensity	7% Less	15% Less
Sovereign Investments	The Fund sought to maintain a greenhouse gas intensity of investee countries that is no greater than the Sovereign GHG intensity of the ESG Universe.	Portfolio is no greater than the ESG Universe: Sovereign GHG Intensity	6% Less	69% Less
Securitized Investments	US Commercial Mortgage Backed (CMBS) and Residential Mortgage Backed (RMBS) were considered to promote Climate Change Mitigation if they have a below average "Climate Score."	% CMBS and RMBS with a below average Climate Risk Score	0%	0%

Theme	Exclusion Description	Metric	Performance for the Previous Period	Performance for the Current Period
Environmental Screens				
Oil & Gas	▪ Companies that derive >5% of reported or estimated revenue from arctic oil and/or gas production.	# Active Breaches	No Active Breaches	No Active Breaches
	▪ Companies that derive >5% of reported or estimated revenue from unconventional oil and gas; examples include oil shale, shale gas, shale oil, coal seam gas and coal bed methane.	# Active Breaches	No Active Breaches	No Active Breaches
	▪ Companies that derive >5% of reported or estimated revenue from oil sands extraction for a set of companies that own oil sands reserves and disclose evidence of deriving revenue from oil sands extraction.	# Active Breaches	No Active Breaches	No Active Breaches
	▪ Companies with disclosed oil sands reserves who derive >5% of reported or estimated revenue from oil sands extraction.	# Active Breaches	No Active Breaches	No Active Breaches
Thermal Coal	▪ Companies that generate >1% of reported or estimated revenue from the mining of thermal coal.	# Active Breaches	No Active Breaches	No Active Breaches
	▪ For Developed Markets, companies that generate >10% of reported or estimated revenue from thermal coal-based power generation.	# Active Breaches	No Active Breaches	No Active Breaches
	▪ For Emerging Markets, companies that generate >25% of reported or estimated revenue from thermal coal-based power generation.	# Active Breaches	No Active Breaches	No Active Breaches

Social Screens				
Controversial Weapons	▪ Companies that manufacture nuclear warheads and/or whole nuclear missiles.	# Active Breaches	No Active Breaches	No Active Breaches
	▪ Companies that have ownership, manufacture, or invest in cluster munitions, landmines, biological / chemical weapons, depleted uranium weapons, blinding laser weapons, incendiary weapons, and/or non-detectable fragments.	# Active Breaches	No Active Breaches	No Active Breaches
For Profit Prisons	▪ Companies that have derived revenue from activities directly related to for profit prisons.	# Active Breaches	No Active Breaches	No Active Breaches
Civilian Firearms	▪ Companies that generate more than 5% of revenue from the manufacture and retail of civilian firearms and ammunition.	# Active Breaches	No Active Breaches	No Active Breaches
Tobacco	▪ Companies that manufacture tobacco products, such as cigars, blunts, cigarettes, e-cigarettes, inhalers, beedis, kreteks, smokeless tobacco, snuff, snus, dissolvable and chewing tobacco and companies that grow or process raw tobacco leaves.	# Active Breaches	No Active Breaches	No Active Breaches
	▪ Companies where the recent-year percent of revenue is >5% derived from tobacco-related business activities.	# Active Breaches	No Active Breaches	No Active Breaches
EU Sanctions	▪ Issuers that are the subject of European External Action Service (EEAS) trade sanctions.	# Active Breaches	No Active Breaches	No Active Breaches
UN Sanctions	▪ Issuers that are the subject of United Nations Security Council (UNSC) trade sanctions.	# Active Breaches	No Active Breaches	No Active Breaches

Good Governance	Exclusion Description	Metric	Performance for the Previous Period	Performance for the Current Period
Governance Disclosure	Companies should disclose information in relation to their governance practices to permit Payden's assessment of data driven standards. Therefore, companies must have data coverage to pass the quantitative good governance assessment.	# Active Breaches	No Active Breaches	No Active Breaches
Governance Structure	Companies must not have a combined Chairman/CEO if there is the absence of a proportionate number of independent directors. Conversely, a board structure with a combined Chairman/CEO passes the assessment if there is a proportionate number of independent directors.	# Active Breaches	No Active Breaches	No Active Breaches
Governance Practices	Companies must not be in violation of the United Nations Global Compact. Issuers with controversies due to situations such as regulatory action or violations of commonly accepted international norms, are judged to have operations or products that may have a negative ESG impact.	# Active Breaches	No Active Breaches	No Active Breaches
Governance Transparency	Companies must not have been subject to an accounting investigation. This includes companies that have been subject to a fine, a conviction or have a settlement related to their accounting practices.	# Active Breaches	No Active Breaches	No Active Breaches

Principal adverse impacts are the most significant negative impacts of investment decisions on sustainability factors relating to environmental, social and employee matters, respect for human rights, anti-corruption and anti-bribery matters.

- ***What were the objectives of the sustainable investments that the financial product partially made and how did the sustainable investment contribute to such objectives?***

Not applicable. The Fund does not commit to making sustainable investments.

- ***How did the sustainable investments that the financial product partially made not cause significant harm to any environmental or social sustainable investment objective?***

Not applicable. The Fund does not commit to making sustainable investments.

- ***How were the indicators for adverse impacts on sustainability factors taken into account?***

Not applicable. The Fund does not commit to making sustainable investments.

- ***Were sustainable investments aligned with the OECD Guidelines for Multinational Enterprises and the UN Guiding Principles on Business and Human Rights? Details:***

Not applicable. The Fund does not commit to making sustainable investments.

The EU Taxonomy sets out a “do not significant harm” principle by which Taxonomy-aligned investments should not significantly harm EU Taxonomy objectives and is accompanied by specific Union criteria.

The “do no significant harm” principle applies only to those investments underlying the financial product that take into account the Union criteria for environmentally sustainable economic activities. The investments underlying the remaining portion of this financial product do not take into account the Union criteria for environmentally sustainable economic activities.

Any other sustainable investments must also not significantly harm any environmental or social objectives.



How did this financial product consider principal adverse impacts on sustainability factors?

The Fund considered principal adverse impacts on sustainability factors in various ways, including (i) the application of the Payden ESG Investment Exclusion Policy, (ii) the promotion of E/S characteristics, and (iii) the application of the Payden ESG Engagement Policy which outlines Payden’s engagements with issuers. In addition, Payden periodically reviewed data sources and methodologies used to assess and mitigate principal adverse impacts. The Principal Adverse Impacts considered in the fund are outlined in the [Principal Adverse Impact Statement](#).



What were the top investments of this financial product?

The list includes the investments constituting the **greatest proportion of investments** of the financial product during the reference period which is:

Largest Investment	Sector	% Assets	Country
U.K. GILT 07/12/2027	UK Gilts	7.5%	United Kingdom
U.K. GILT 22/10/2025	UK Gilts	5.5%	United Kingdom
U.K. GILT 22/07/2026	UK Gilts	3.1%	United Kingdom
TORONTO-DOMIN BK FRN SONIO/N 18/01/2027	Financial Institutions	1.8%	Canada
SWEDISH EXPORT CREDIT 11/03/2026	Government Related	1.5%	Sweden
SGSHR 2021-1X A 17/11/2051	Asset-Backed	1.5%	United Kingdom
TSB BANK FRN SONIO/N 11/09/2029	Financial Institutions	1.5%	United Kingdom
EUROPEAN INVESTMENT 14/12/2026	Government Related	1.5%	Supranational
COMMONWLTH BK AUST FRN SONIO/N REGS 17/10/2027	Financial Institutions	1.4%	Australia
PARAGON BK GRP FRN SONCINDX 20/03/2028	Financial Institutions	1.4%	United Kingdom
MERCEDES-BENZ INT 17/01/2028	Financial Institutions	1.4%	Netherlands
CO-OPERATIVE BK FRN SONIO/N 21/06/2027	Financial Institutions	1.4%	United Kingdom
FED CAISSE DESJRDN FRN SONI 15/07/2028	Financial Institutions	1.3%	Canada
TAURS 2021-UK1X A 17/05/2031	Asset-Backed	1.2%	Ireland
PCLF 2023-1 A 15/05/2028	Asset-Backed	1.2%	United Kingdom

The top investments in the Fund were selected based on the largest holdings as calculated by the weighted average market value of securities, based on quarter-end holdings of the total portfolio over the reporting period. The largest investments include securities allocated to both #1 Aligned with E/S characteristics and #2 Other, excluding derivatives.



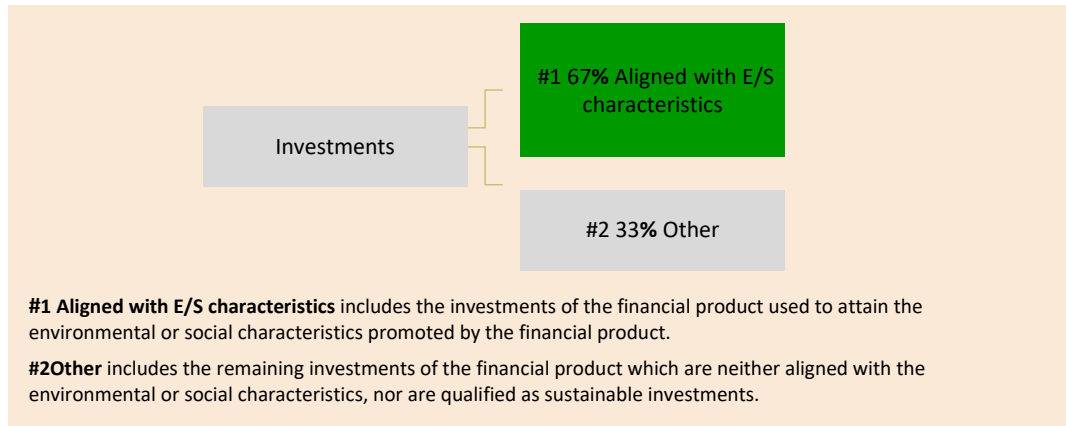
What was the proportion of sustainability-related investments?

The Fund does not commit to making sustainable investments. The proportion of the investments of the Fund used to meet the characteristics promoted by the Fund, in accordance with the binding elements of the investment strategy was 67%.

Asset allocation describes the share of investments in specific assets.

● **What was the asset allocation?**

As of December 31, 2025



The Fund’s asset allocation was as follows based on the market value of holdings at end of the period:

#1 Aligned with E/S characteristics: 67%

This is the portion of assets in the Fund promoted E/S Characteristics through (i) the goal of Climate Change Mitigation, (ii) the application of the Payden ESG Investment Exclusion Policy, and (iii) the application of the Payden ESG Good Governance Policy.

#2 Other: 33%

Securities within the #2 Other category were held for various reasons. Examples included, but were not limited to, investments in (i) securities that lack ESG data, (ii) securities without a relevant E/S Universe comparator, (iii) cash or cash equivalents, or (iv) derivatives.

● **In which economic sectors were the investments made?**

The below table details the economic sectors that the Fund invested in during the reference period:

Economic Sector	Exposure
Financial Institutions	25.3%
Covered	22.3%
UK Gilts	19.8%
Government Related	13.8%
Asset-Backed	8.8%
Industrials	6.5%
Mortgage-Backed	3.8%

The proportionate allocation to each economic sector of the Fund was calculated by the weighted average market value of securities in each sector. This is based on quarter-end data published on Payden's website during the reporting period. Within the above economic sectors, on average over the period, according to the available MSCI data 0.68% market value of holdings had more than zero percent revenue derived from fossil fuel exploration, mining, extraction, production, processing, storage, refining or distribution.

To comply with the EU Taxonomy, the criteria for **fossil gas** include limitations on emissions and switching to renewable power or low-carbon fuels by the end of 2035. For **nuclear energy**, the criteria include comprehensive safety and waste management rules.

Enabling activities directly enable other activities to make a substantial contribution to an environmental objective.

Transitional activities are activities for which low-carbon alternatives are not yet available and among others have greenhouse gas emission levels corresponding to the best performance.

Taxonomy-aligned activities are expressed as a share of:

- **turnover** reflecting the share of revenue from green activities of investee companies
- **capital expenditure** (CapEx) showing the green investments made by investee companies, e.g. for a transition to a green economy.
- **operational expenditure** (OpEx) reflecting green operational activities of investee companies.



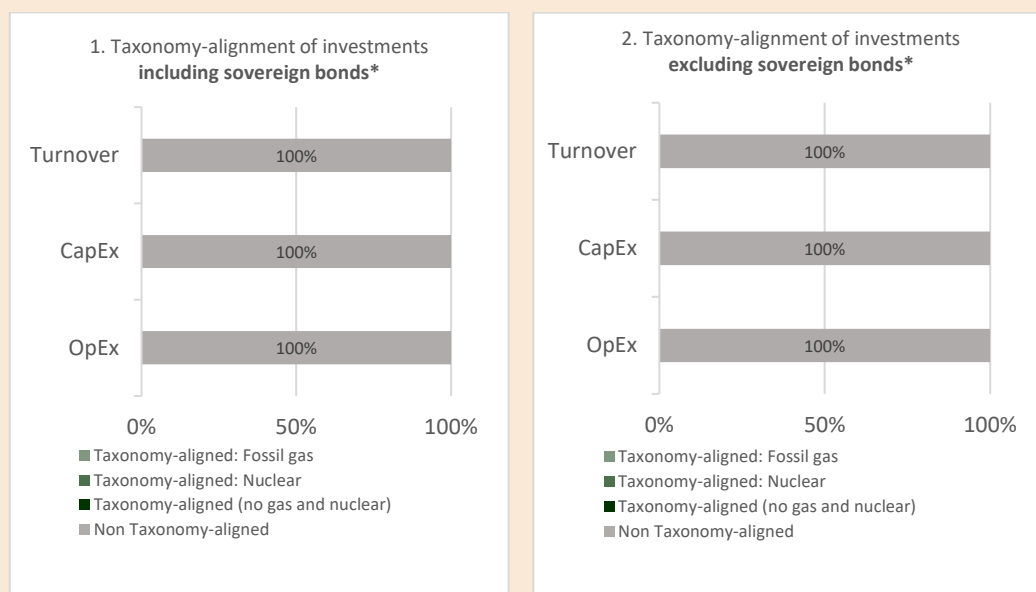
To what extent were the sustainable investments with an environmental objective aligned with the EU Taxonomy?

Not applicable. The Fund does not commit to making sustainable investments. The Fund does not carry out EU Taxonomy aligned screening and any EU Taxonomy alignment is only incidental.

Did the financial product invest in fossil gas and / or nuclear energy related activities that comply with the EU Taxonomy¹?

- Yes:**
 - In fossil gas
 - In nuclear energy
- No**

The graphs below show in green the percentage of investments that were aligned with the EU Taxonomy. As there is no appropriate methodology to determine the taxonomy-alignment of sovereign bonds, the first graph shows the Taxonomy alignment in relation to all the investments of the financial product including sovereign bonds, while the second graph shows the Taxonomy alignment only in relation to the investments of the financial product other than sovereign bonds.*



*For the purpose of these graphs, 'sovereign bonds' consist of all sovereign exposures

¹ Fossil gas and/or nuclear related activities will only comply with the EU Taxonomy where they contribute to limiting climate change ("climate change mitigation") and do not significantly harm any EU Taxonomy objective - see explanatory note in the left hand margin. The full criteria for fossil gas and nuclear energy economic activities that comply with the EU Taxonomy are laid down in Commission Delegated Regulation (EU) 2022/1214.

What was the share of investments made in transitional and enabling activities?

Not applicable. The Fund does not commit to making sustainable investments.

● **How did the percentage of investments that were aligned with the EU Taxonomy compare with previous reference periods?**

Not applicable. The Fund does not commit to making sustainable investments.



What was the share of sustainable investments with an environmental objective not aligned with the EU Taxonomy?

Not applicable. The Fund does not commit to making sustainable investments.



What was the share of socially sustainable investments?

Not applicable. The Fund does not commit to making sustainable investments.



What investments were included under “other”, what was their purpose and were there any minimum environmental or social safeguards?

Securities within the #2 Other category were held for various reasons. Examples of such holdings included, but were not limited to, investments in (i) securities that lack ESG data, (ii) securities without a relevant ESG Universe comparator, (iii) cash or cash equivalents, or (iv) derivatives.


Payden used cash and derivatives in the management of the Fund. Cash was used for liquidity purposes and not used to promote E/S Characteristics. In addition, the use of derivatives did not promote an E/S Characteristic. Rather, derivatives were typically used to hedge positions from time to time. As such, cash and derivatives were not included in the portfolio market value calculation of securities aligned with environmental or social objectives.

The Fund’s minimum safeguards are the ESG Investment Exclusions and Governance Assessment outlined in the Payden ESG Investment Exclusion Policy and Payden ESG Good Governance Policy.

What actions have been taken to meet the environmental and/or social characteristics during the reference period?

- 1) Compliance controls were used to monitor binding elements of the Fund. The Payden ESG-Compliance Sub-Committee is responsible for the monitoring and testing of this ESG Investment Exclusion Policy. Guidelines are coded in Payden’s internal trade compliance systems to ensure Fund adherence.
- 2) Payden’s portfolio management systems were further evolved to manage and monitor the above guidelines. This includes a detailed view of portfolio ESG exposures and sourcing data in accordance with the Payden ESG Data Policy. These enhancements further bolstered Payden’s ESG management capabilities.
- 3) Payden conducted engagement with portfolio holding companies on ESG issues through targeted engagements that focus on specific themes related to ESG. These align with behaviours Payden believes support long-term value creation/protection and/or reflect the values of those on whose behalf Payden invests
- 4) Further detail relating to Payden’s ESG Good Governance Policy, ESG Investment Exclusion Policy, Principal Adverse Impact Statement, and ESG Engagement Policy are available here: www.payden.com/sfdr-policies. The combination of these documents provides further details on the promotion of the environmental and/or social characteristics of the Fund.



 are sustainable investments with an environmental objective that **do not take into account the criteria** for environmentally sustainable economic activities under Regulation (EU) 2020/852.



Reference benchmarks are indexes to measure whether the financial product attains the environmental or social characteristics that they promote.

How did this financial product perform compared to the reference benchmark?

- ***How does the reference benchmark differ from a broad market index?***
Not applicable.
- ***How did this financial product perform with regard to the sustainability indicators to determine the alignment of the reference benchmark with the environmental or social characteristics promoted?***
Not applicable.
- ***How did this financial product perform compared with the reference benchmark?***
Not applicable.
- ***How did this financial product perform compared with the broad market index?***
Not applicable.